

# Buzz off fruit fly




# Have you seen us?

We're fruit flies, have you seen us around?

We like to make our homes in fruit on trees or fallen to the ground.

We may not look it, but we're terrible pests, if no one stops us, we make a real mess!





We love stone fruits, citrus fruits,  
tropical fruits and more!

Even some vegetables we really enjoy!

We'll eat tomatoes, capsicum –  
even chilli – right down to the core.

We're a problem, you see –  
we like to destroy!

# Queensland fruit fly

I'm the Queensland fruit fly,

I have thin little legs, I'm yellow and brown.  
And my wings let me fly so I can get around!

I'm small, only 9 millimetres long fully grown,  
but my maggots are smaller, and wriggle on their own!

I'm native to sunny Queensland,  
but if I get the chance,  
my territory will expand.




# Mediterranean fruit fly

I'm the Mediterranean fruit fly, more colourful  
than my friend and a little wider too,

With stripes and spots from end to end,  
and eyes of red, purple and blue.

Up close I'm iridescent, but don't let my beauty fool you.  
I'm greedy and destructive, just like the rest.


I can be found in Australia's west, and I am a true fruit pest!



# Life cycle of a fruit fly

Our mum stings the fruit to lay eggs inside,  
We feed off the fruit,  
we like to hide.

Emerging as flies,  
we settle on a tree,  
We are quite small  
and hard to see!





We hatch  
into maggots, all  
wiggly and white,  
Which makes fruit  
mushy, a terrible sight!


Digging into soil  
we like a dark  
and cosy place,  
To become  
pupae where  
we are encased.

# What happens if we're found?

If you find us and we've infested your fruit, it's a fruit fly outbreak!

To get rid of us, they start a program they'll clear us out and make us scam!

A perimeter is set, kilometres wide, to bait and get rid of all us flies inside.



# Check your fruit

Our fruit fly inspectors remove fruit,  
set traps and apply bait,


so we can no longer lay eggs  
and cause havoc in your state!

If you want to get rid of us,  
check your fruit, take a peek.

Don't delay, or we'll  
make you shriek!



# Keeping SA safe



To keep South Australia safe,  
not all fruit can come across the border.

They have checking stations,  
to make sure we don't spread any further.

Before you reach the state,  
make sure you bin or eat  
your fruit - don't wait!


They have bins all along the way,  
to keep us harmful flies out of SA.



# Protect our farmers

By doing this you'll protect your local farmers so their crops are clean and healthy to eat.

With your help they can make sure all us nasty fruit flies are kept off the street!



# Report fruit flies if you find them

So, how can you make sure we don't make a home in your oranges, apples or chillies?

Keep an eye out for me!  
I'll wreck all your fruit  
and drive you silly.

Check all your fruit —  
on the ground and in the tree!

And if you find me hiding,  
call this number please,  
to keep all the fruit safe,  
so South Australia can stay  
fruit fly free!

Fruit Fly Hotline  
**1300 666 010**



# Fruit fly check list

## Fruit fly like to lay their eggs in:

- Stone fruits like apricots, peaches, nectarines, plums and cherries.
- Pome fruits like apples, pears and quinces.
- Citrus like oranges, lemons, limes, grapefruit and cumquats.
- Flowering plants like loquats, figs and feijoas.
- Tropical fruits like bananas, avocados and mangoes.
- Fruiting vegetables like tomatoes, capsicums, chillies, eggplant and tamarillo.

## Be a home garden hero!

You can help stop fruit fly in your garden by following these easy steps:

1. Check your backyard fruit and vegetables for bruises, stings and maggots.
2. Clean up your yard and dispose of all fallen fruit. In metropolitan Adelaide outbreak areas put unwanted fruit in your green waste bin. In Riverland outbreak areas double-bag it and put it in your general waste bin.
3. Call the Fruit Fly Hotline on 1300 666 010 and report those maggots or fruit flies!

# During a fruit fly outbreak, remember to:

1. Check the fruit fly map.
2. Find out what you can pack for lunch.
3. Continue to enjoy fruit and

vegetables – just make sure you know about the ones you can't move.



# Take the fruit fly quiz:



**Q:** What are the two main types of fruit fly?

**A:**

List three fruits and vegetables that fruit fly like to lay their eggs in.

- 1
- 2
- 3



**Q:** What do you do if you find maggots or fruit flies?

**A:**





## Government of South Australia

Department of Primary Industries  
and Regions

© Copyright the Government of South Australia 2021. Second edition © 2024. Printed: September 2024

### **DISCLAIMER**

PIRSA and its employees do not warrant or make any representation regarding the use, or results of the use, of the information contained herein as regards to its correctness, accuracy, reliability and currency or otherwise. PIRSA and its employees expressly disclaim all liability or responsibility to any person using the information or advice.

**Department of Primary Industries and Regions SA (PIRSA)**

GPO Box 1671, Adelaide SA 5001 | E [pirsa.communications@sa.gov.au](mailto:pirsa.communications@sa.gov.au)

[fruitfly.sa.gov.au](http://fruitfly.sa.gov.au) | Fruit Fly Hotline 1300 666 010