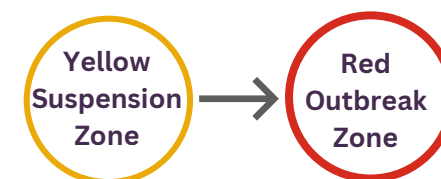
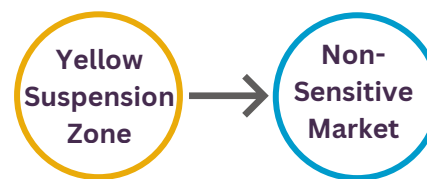
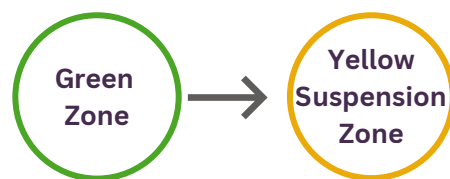


GROWERS GUIDE

Moving host produce from Adelaide Hills fruit fly outbreak zones



from Yellow Suspension Zone to Green Zone

What you need to do

- Apply fruit fly treatment in line with **Plant Quarantine Standards (PQS)**.
- Consignments must be transported under secure conditions.

Forms you need and the process

- Contact PIRSA to arrange an inspection and issue certification of secure transport.
- Submit a Secure Movement Notification form 48 hrs before produce is moved.
- **IDC**
- **PHAC**

from Green Zone to Yellow Suspension Zone

What you need to do

- Fruit fly treatment isn't required.
- Consignments must be transported under secure conditions.

Forms you need and the process

- Contact PIRSA to arrange an inspection and issue certification of secure transport.
- Submit a Secure Movement Notification form 48 hrs before produce is moved.
- **IDC**
- **PHAC (if certifying)**

from Yellow Suspension Zone to Non-Sensitive Market

What you need to do

- Fruit fly treatment isn't required.
- Consignments must be transported under secure conditions.

Forms you need and the process

- Contact PIRSA to arrange an inspection and issue certification of secure transport.
- Submit a Secure Movement Notification form 48 hrs before produce is moved.
- **IDC**

from Yellow Suspension Zone to Red Outbreak Zone

What you need to do

- Fruit fly treatment isn't required, but you must provide evidence that produce is only being moved for treatment or packing, not for sale. Sale of untreated produce is not permitted.

Forms you need and the process

- Contact PIRSA to arrange an inspection and issue certification of secure transport.
- Submit a Secure Movement Notification form 48 hrs before produce is moved.
- **IDC or DCIMC**



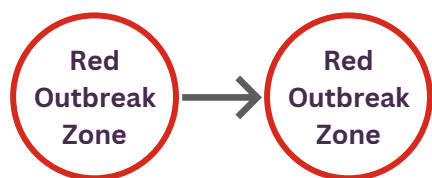
Check which area your property is in: visit fruitfly.sa.gov.au/outbreak-map



Government of South Australia
Department of Primary Industries
and Regions

Moving host produce from Adelaide Hills fruit fly outbreak zones

February 2026



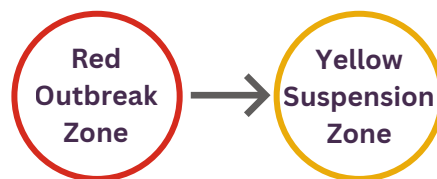
from Red Outbreak Zone to Red Outbreak Zone

What you need to do

- Apply fruit fly treatment in line with **Plant Quarantine Standards (PQS)**.
- Consignments must be transported under secure conditions.

Forms you need and the process

- Contact PIRSA to arrange an inspection and issue certification of secure transport.
- Submit a Secure Movement Notification form 48 hrs before produce is moved.
- **IDC or DCIMC**
- **PHAC**



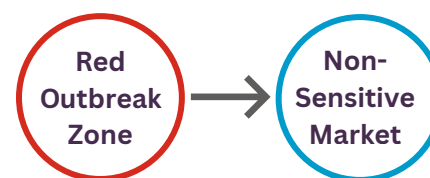
from Red Outbreak Zone to Yellow Suspension Zone

What you need to do

- Apply fruit fly treatment in line with **Plant Quarantine Standards (PQS)**.
- Consignments must be transported under secure conditions.

Forms you need and the process

- Contact PIRSA to arrange an inspection and issue certification of secure transport.
- Submit a Secure Movement Notification form 48 hrs before produce is moved.
- **IDC or DCIMC**
- **PHAC**



from Red Outbreak Zone to Non-Sensitive Area

What you need to do

- Fruit fly treatment isn't required.
- Consignments must be transported under secure conditions.

Forms you need and the process

- Contact PIRSA to arrange an inspection and issue certification of secure transport.
- Submit a Secure Movement Notification form 48 hrs before produce is moved.
- **DCIMC**



CIMC - Chief Inspector's Movement Certificate

DCIMC - Deputy Chief Inspector's Movement Certificate

IDC - Inspector Direction Certificate

PHAC - Plant Health Assurance Certificate

Non-Sensitive Market - Includes VIC, NSW, QLD and NT (excludes Ti Tree in NT)

Sensitive Market - Includes SA, WA, Tas and Ti Tree in NT

Movement under secure conditions - secure means fully enclosed or screened with no gaps larger than 1.6 mm in diameter.